

# NAVAL ROTC UPDATE

*to*  
*SENIOR MILITARY COLLEGES*

**Mr. Mark Gough, Ed.S.**  
Deputy Director of Officer Development

**February 2017**





# NROTC Program by the Numbers

Founded in 1926 – 6 Units

## Current Program Footprint

63 NROTC Units, each with an O-6 (Navy or Marine) Commanding Officer  
- 12 of those units are Consortia – Unit with more than one Host University

## Current University Footprint

166 Colleges/Universities

- 77 Host Universities
- 89 Cross-Towns

5 Maritime Schools

## Current Staff Presence

NROTC Units:

443 Officers (Navy/Marine)  
80 Enlisted (Navy/Marine)  
160 Civilians

Officer Development Staff:

16 Officers (Navy/Marine)  
21 Civilians

## Midshipmen Enrollments

4231– Scholarship Midshipmen  
1958 – College Program Midshipmen

## Active Duty Enlisted Enrollments

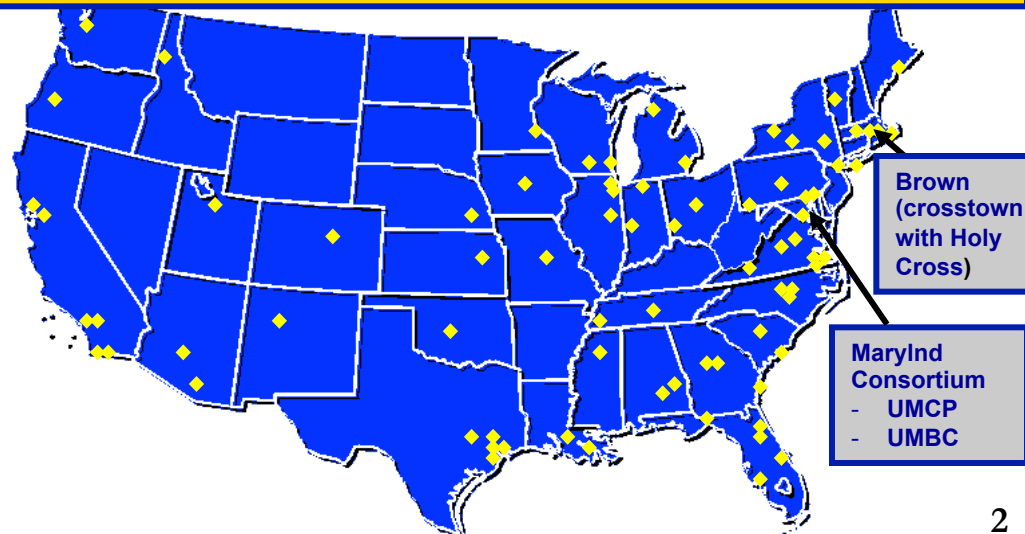
133 – STA-21 (Seaman to Admiral – 21)  
201 – MECEP (Marine Enlisted Commissioning Education Program)

## Strategic Sealift Enrollments

1209 – Strategic Sealift Midshipmen

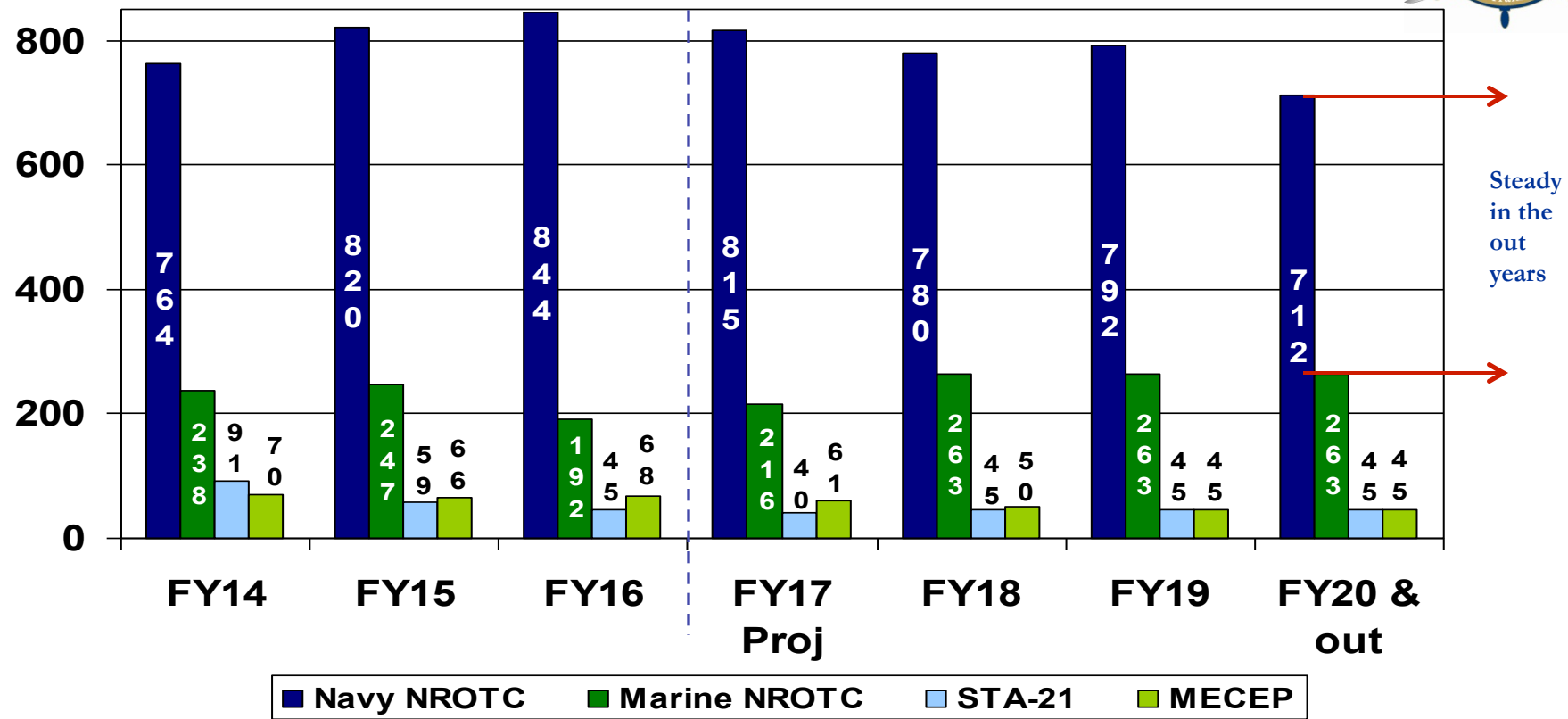
As of January 2017

## Recent NROTC Expansion – 1<sup>st</sup> Enrollments Fall 2016





# Production (NROTC, STA-21, and MECEP)



Navy moved seats from OCS to ROTC these years to allow us more Advanced Standing offers. This offset the lower number of 2 year scholarship offers, helping to maintain the viable College Program pool necessary for our Scholarship Restructure starting with the FY20 class.

FY17 and out are projections based on a combination of current enrollments and goals

# *Alternative Scholarship Restructure*

---



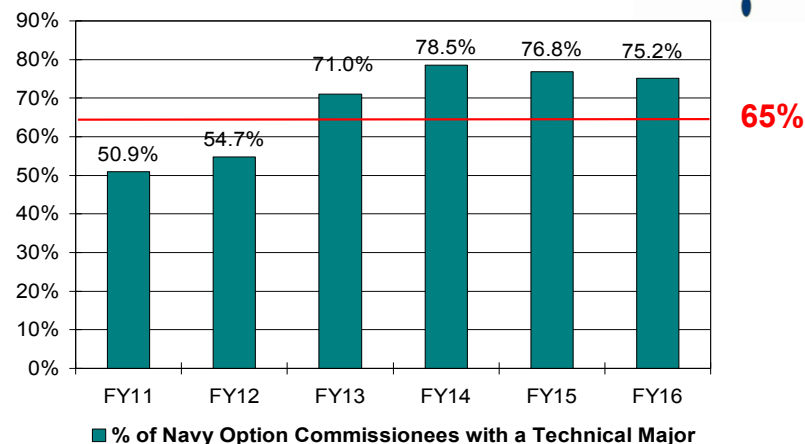
- **Precision: X in for X out.**
- **Reduces budget requirements for the NROTC Program**
- **Offering fewer initial scholarships leads to higher quality students and using 3 and 2 year sideload scholarships as necessary to meet production goals.**
- **Robust College Program is a must for success. Expect additional scholarship opportunities for students already on campus.**
- **Began with Fall 2016 Freshman Class**
  - ✓ **Of the 712 Navy shows we were anticipating we had:**
    - 673 Scholarship selects who reported as Freshmen
    - 83 Scholarship selects who reported as Sophomores
    - Total of 756 scholarship activations



# Program Challenges

## ➤ Technical Majors

- ✓ Current production goal for Navy Commissions is 65% Technical Majors
- ✓ Policy changed in 2009 linking Navy Scholarship MIDN to a “Tier” of Major
  - Opportunity exists for Tier Changes to be approved if program is on track to meet 65%
- ✓ FY13 was the first class to graduate under this new policy



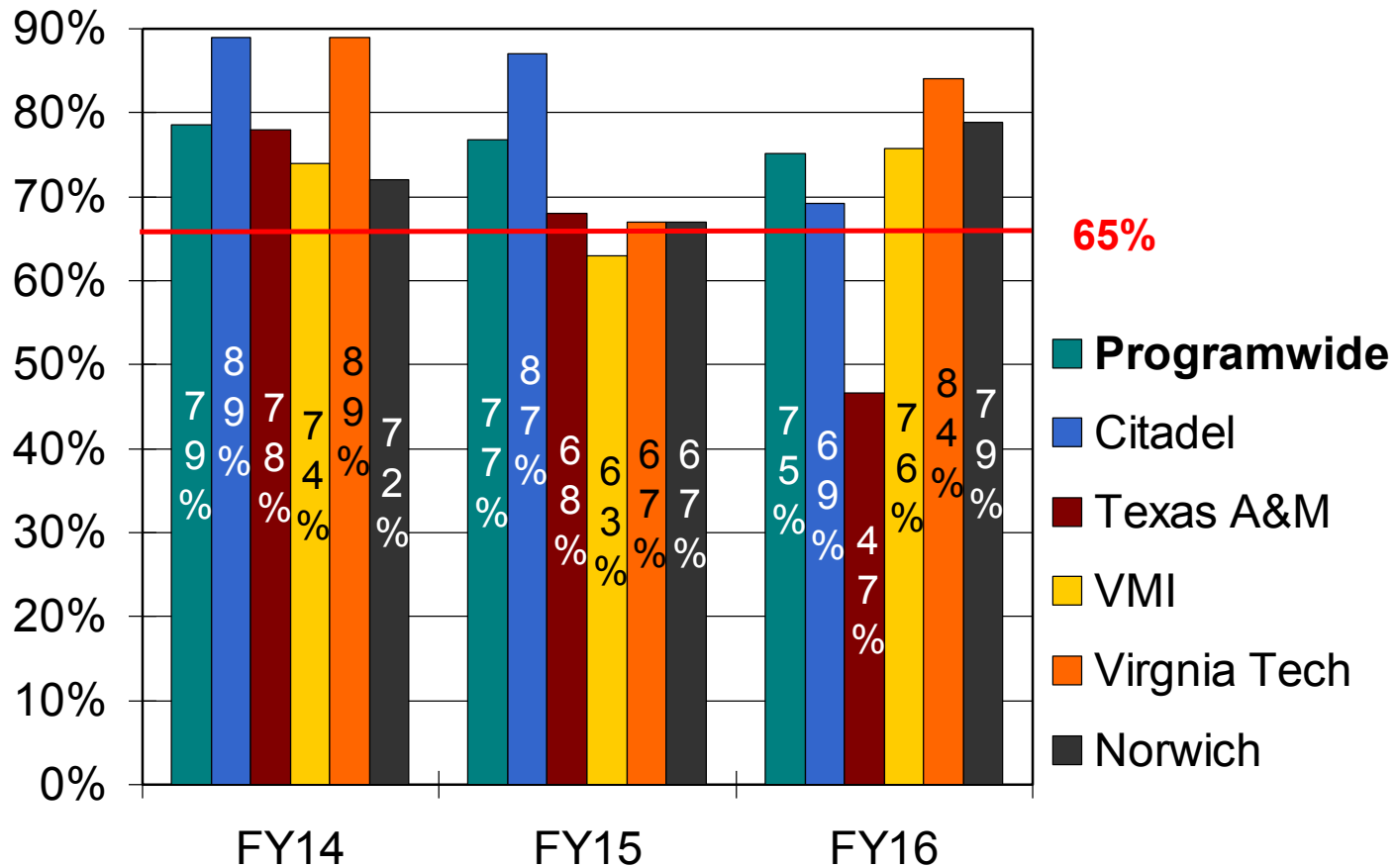
## ➤ Nuclear Production (Submarine, Surface and Nuclear Reactors Engineers) continues to be one of our biggest challenges

- ✓ Filling these highly specialized designators each year is a priority and a challenge
  - ✓ Need sufficient technical majors
  - ✓ Each applicant is tested in technical interviews with the Naval Reactors staff and a personal interview with the 4-star admiral
  - ✓ **Missed Male Submariner Goal by 2 in FY15**
  - ✓ Met or exceeded all Nuclear Production Goals in FY16
- ## ➤ Looking into ways to encourage interest in Nuclear Service, such as putting Advanced Standing students on scholarship if they pass Nuclear Interviews



# Technical Majors

➤ Current production goal for Navy Commissions is 65% Technical Majors



% of Navy Option Commissions in a technical major

# Active Enlisted Service



- We briefed last year that a new policy was approved in which Navy option scholarship students who DOR (Drop on Request) from the program within 12 months of expected commissioning date may be assigned Active Enlisted Service
  - ✓ Each disenrollment evaluated on a case-by-case basis
  - ✓ Always a legal option (i.e. part of contract) but excluded by SECNAV policy since 2005
- With the program only in place one year, our first MIDN has just been assigned AES.
- One year is not a long enough to evaluate the impact of this policy, but we are seeing an initial drop in DOR's. Navy Senior Scholarship Attrition has been:
  - FY14 – 26 MIDN DOR'ed (2.9% of senior class and 49% of those that attrited)
  - FY15 – 43 MIDN DOR'ed (4.3% of senior class and 44% of those that attrited)
  - FY16 – 20 MIDN DOR'ed (2.3% of senior class and 35% of those that attrited)

# Senior Military Colleges



## Mid Year Enrollments

	Scholarship	College Program	Total
The Citadel	73	69	142
Norwich	80	43	123
Texas A&M	141	376	517
VMI	98	243	341
Virginia Tech	158	109	267

As of 01 Feb



# Commissions at Senior Military Colleges



## NROTC Commissions (Navy and Marine)

	FY12	FY13	FY14	FY15	FY16	FY17 (to date)
Citadel	44	33	18	25	22	1
Norwich	34	34	22	24	27	0
TX A&M	35	16	24	40	37	5
VMI	37	45	53	46	39	1
Virginia Tech	37	35	29	35	29	6

# *My Contact Info*

---



**Name: Mr. Mark Gough**

**Title: NROTC Program Manager / Deputy Director  
of Officer Development (OD)**

**Email: [mark.gough@navy.mil](mailto:mark.gough@navy.mil)**

**Phone: 850-452-4983**

**Fax: 850-452-4054**

**Address: NSTC OD**

**250 Dallas Street, STE A**

**Building 628**

**Pensacola, FL 32508-5268**

**Assistant: Mr. (David) Lasure**

**[david.lasure@navy.mil](mailto:david.lasure@navy.mil)**